

Dran-View Update

Upgrading and finding the serial number of the HASP key (USB dongle)

3-447-110-03

1/12.21

Product group:	PQ: Test equipment power quality
Product:	Dran-View
Source:	Update of Dran-View 6 to Dran-View 7

The procedure to upgrade your HASP key (license dongle of Dran-View) and to find the serial number that is needed for an upgrade is identical except for a few steps (deviation see step 6) and described below:

1. Download the latest Dran-View version from the following link:
<https://www.gmc-instruments.de/media/software/pq/dranview.zip>

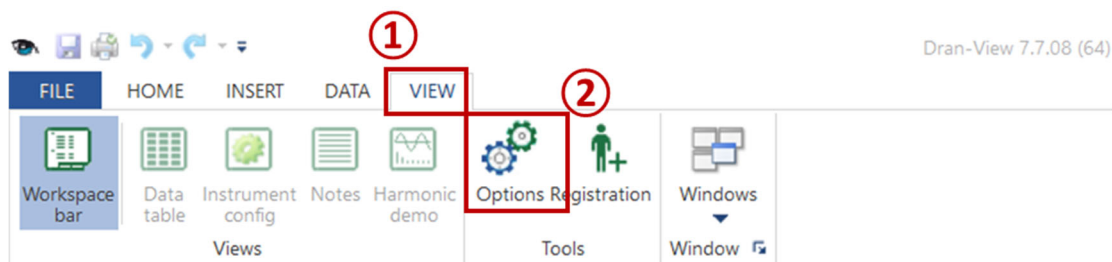
Note: This download is a 10-day full version, which changes to a demo license after that. With the update HASP key as license, you get a permanent full version.

2. Unzip the file dranview.zip and install the Dran-View by clicking on SETUP.exe. Follow the installation instructions.

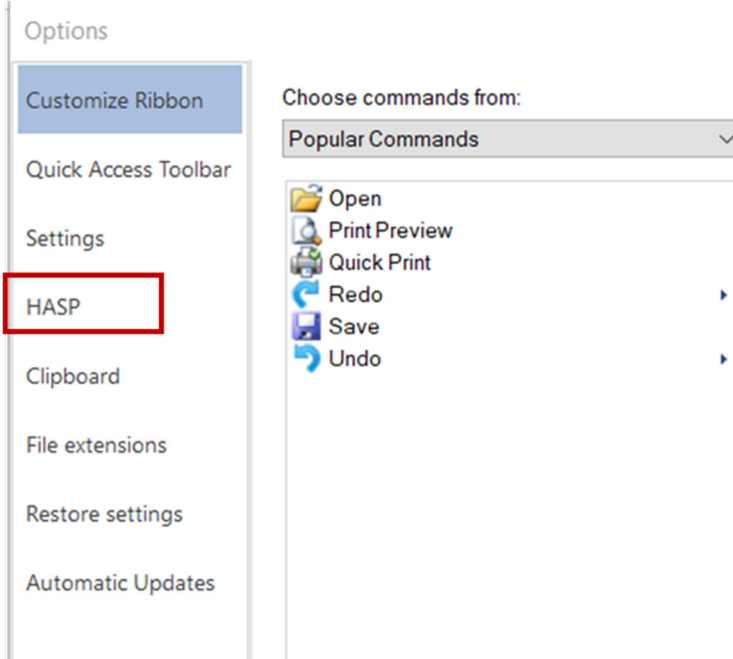
Note: For the installation, you need admin rights.

3. Open the newly installed Dran-View version. Dran-View is now in a 10-day trial version. The HASP key (license dongle) turns the software into the corresponding full version (Professional or Enterprise).
Now connect the HASP key to your computer.

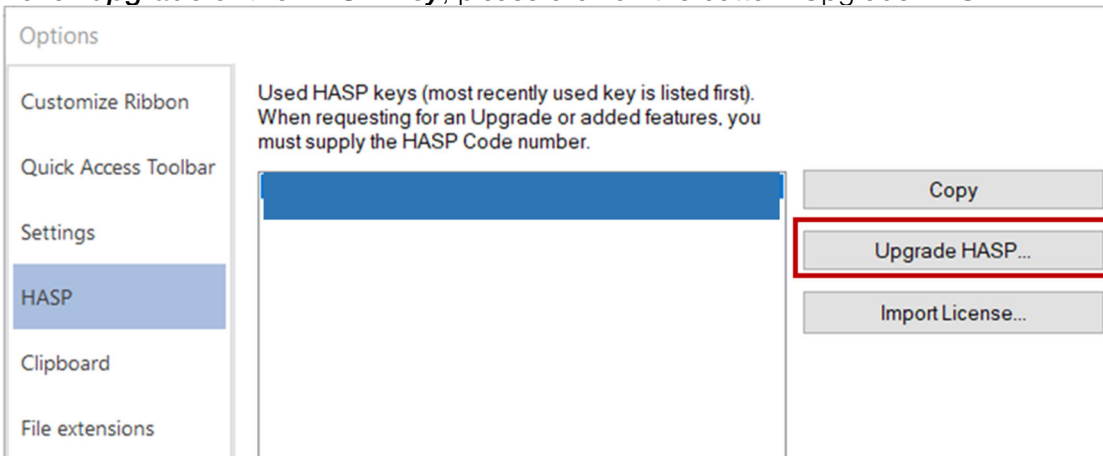
4. In the RIBBON menu, click View and then Options.



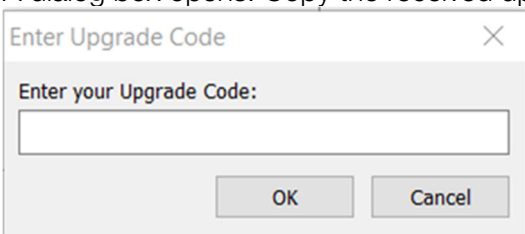
5. The options window opens. There please click on the tab "HASP".



6. For finding the **serial number of your HASP key**, the corresponding number appears in the following window. By pressing the button Copy, you can easily copy it e.g. into an e-mail. For an **upgrade of the HASP-Key**, please click on the button "Upgrade HASP".



7. A dialog box opens. Copy the received upgrade code into the text field and confirm with "OK".



8. Restart the Dran View. The HASP key has been updated successfully.

What can you do if the update fails?

- Start the Dran-View with administrator rights and repeat the update process.
- Make sure that the (correct) HASP key is in the USB slot.
- Check the "upgrade code". The best way is "Copy / Paste".

If the upgrade still fails, please contact our support.

Produkt-Support Mess- und Prüftechnik:

Tel.: +49 911 8602-931

E-mail: support@gossenmetrawatt.com

© Gossen Metrawatt GmbH

Prepared in Germany • Subject to change, errors excepted • PDF version available on the Internet

All trademarks, registered trademarks, logos, product names and company names are the property of their respective owners.



Gossen Metrawatt GmbH
Südwestpark 15
90449 Nürnberg • Germany

Phone: +49 911 8602-0
Fax: +49 911 8602-669
E-mail: info@gossenmetrawatt.com
www.gossenmetrawatt.com