

Kurzbedienungsanleitung
Short-form Operating Instructions
Mode d'emploi en bref
Breves instrucciones de servicio

Brevi istruzioni d'uso
Verkorte gebruiksaanwijzing
Stručný návod

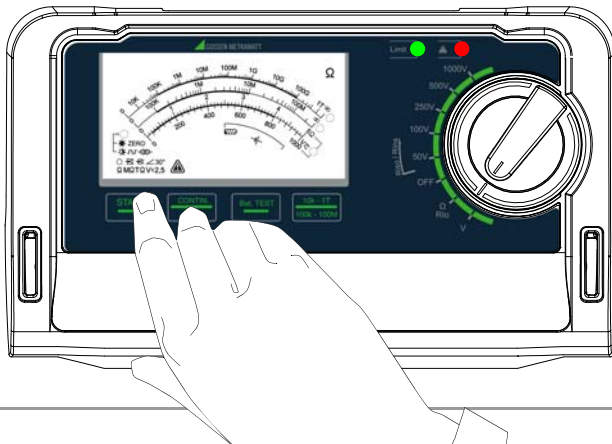
 **GOSSEN METRAWATT**

METRISO PRO

3-349-814-27

1/7.14

Bitte lesen Sie unbedingt die ausführliche Bedienungsanleitung im Format PDF unter www.gossenmetrawatt.com. Die Kurzbedienungsanleitung ersetzt nicht die ausführliche Bedienungsanleitung!



Please make sure to read the detailed operating instructions in pdf format at www.gossenmetrawatt.com. The short-form instructions are no substitute for the detailed instructions!

D

1 Einschalten
2 Batterietest

GB

Switching on
battery test

F

Activation
test de la pile

E

Conectar
prueba
de baterias

I

Accendere
test batteria

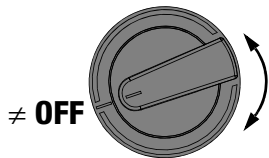
NL

Inschakelen
batterijtest

CZ

Zapnout
test baterií

1a

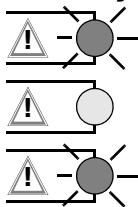


2

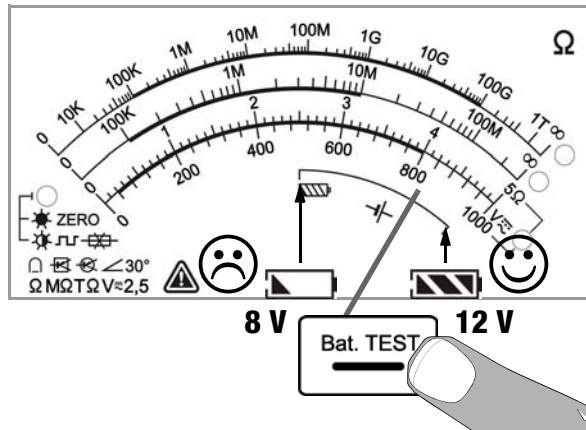
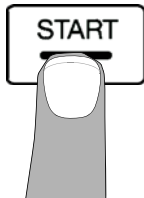
1b

Riso
Rins

Stand By



START



D

Messung
1 auswählen
2 starten

GB

Measurement
1 select
2 start

F

Mesure
1 sélection
2 démarrer

E

Medida
1 seleccionar
2 iniciar

I

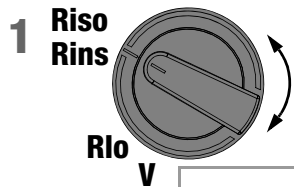
Misura
1 selezionare
2 avviare

NL

Meting
1 kiezen
2 starten

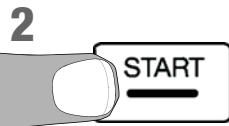
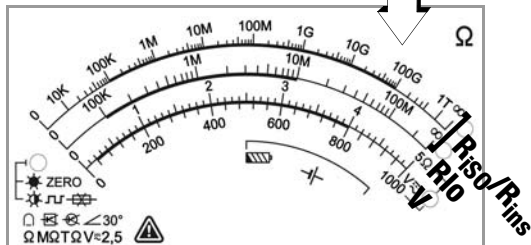
CZ

Měření
1 zvolit
2 nastartovat

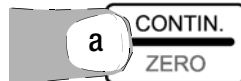


Riso / Rins

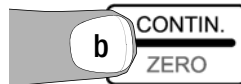
Rlo / V



Einzelmessung
Individual measurement
Mesure individuelle
Medida individual
Misura singola
Individuele meting
Jedno měření



Dauermessung start/stop
Continuous measurement
Mesure de longue durée
Medida continua
Misura di durata
Duurmeting
Nepřetržité měření



D

Anschluss

GB

Connection

F

Connexion

E

Conexión

I

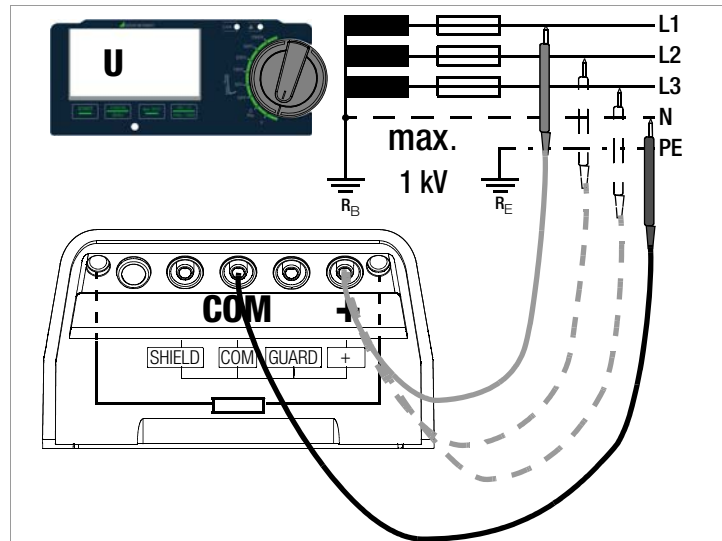
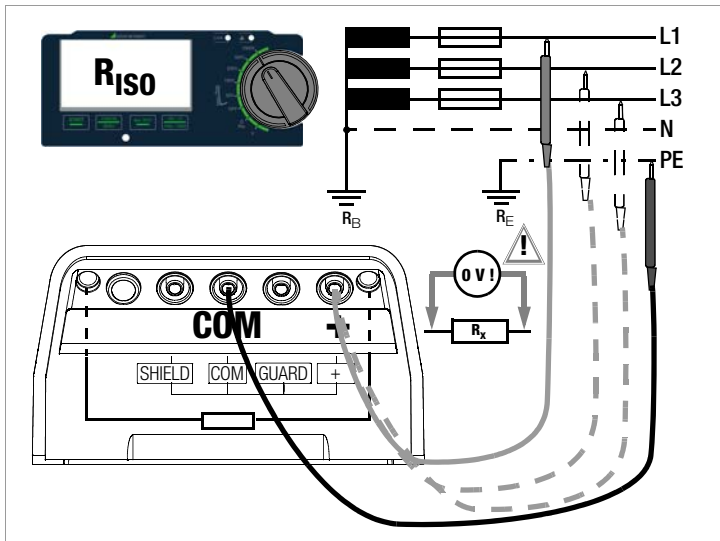
Collegamento

NL

Aansluiting

CZ

Připojení



D

1 Prüf-
widerstand
2 R_{LO}

GB

Test
Resistance

F

Résistance
de contrôle

E

Resistencia
de prueba

I

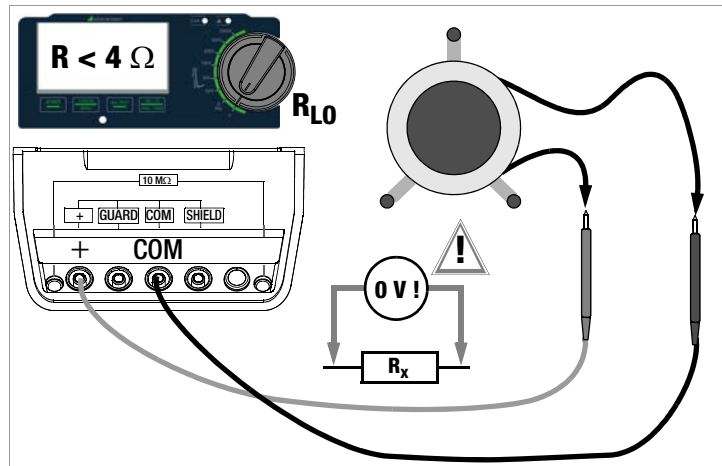
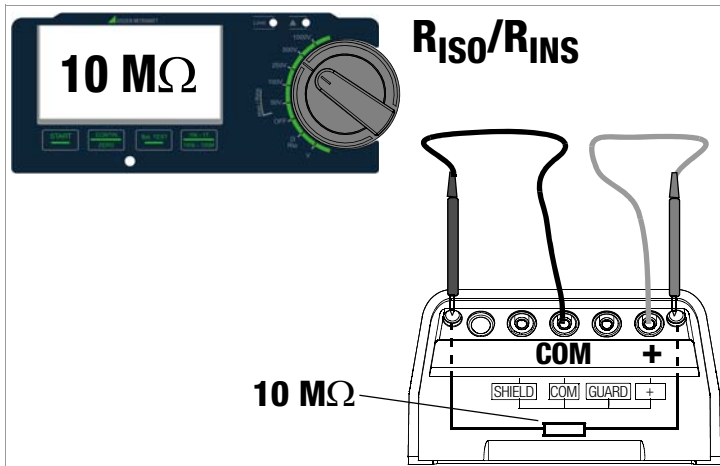
Resistenza
di verifica

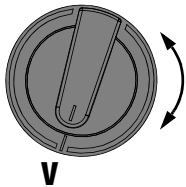
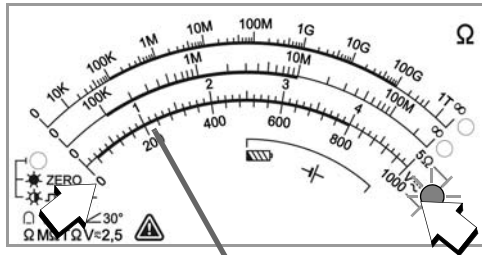
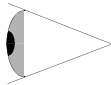
NL

Meet-
weerstand

CZ

Zkušební
odpor



$U_{\sim/}$ $U_{AC/DC \text{ eff}}$  $U_{\text{max}} = 1000 \text{ V}$ 

D

R_{ISO}/R_{LO}

Fremdspannungs-
überwachung

GB

R_{INS}/R_{LO}

Interference
voltage control

F

R_{ISO}/R_{LO}

Surveillance de
tension étrangère

E

R_{ISO}/R_{LO}

Supervisión de
tensión ajena

I

R_{ISO}/R_{LO}

Monitoraggio di
tensione esterna

NL

R_{ISO}/R_{LO}

Stoorspannings-
controle

CZ

R_{ISO}/R_{LO}

Kontrola
cizího napětí

U = 0 V! 

Folgende
Messungen sind
nur an
spannungsfreien
Messobjekten
möglich.
Fremdspannung
sperrt das
Auslösen der
Messung!

The following
measurements
are possible on
electrically dead
devices.
External voltage
disables the
measurement!

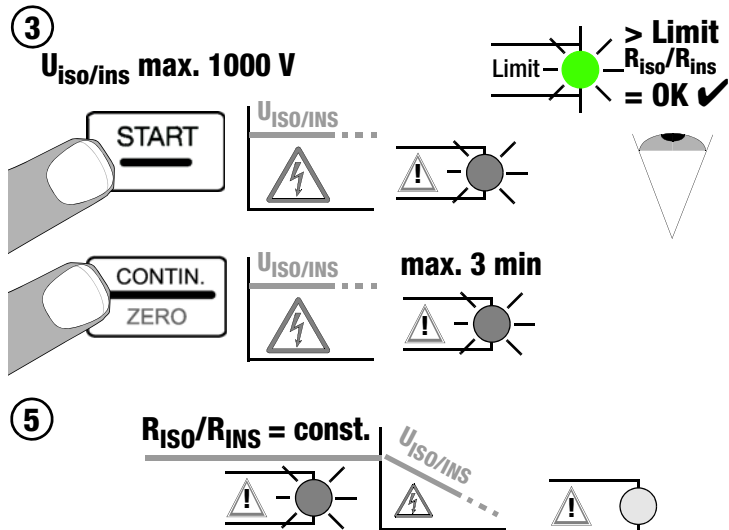
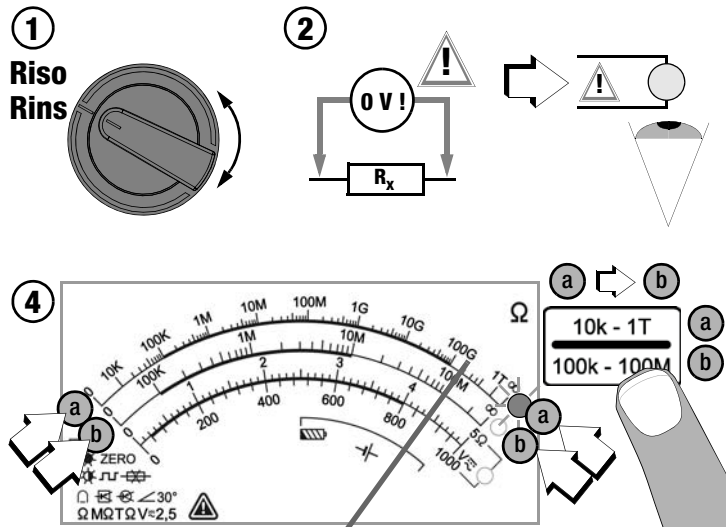
Les mesures
suivantes ne sont
possibles qu'
avec des
appareils sans
tension.
La tension indé-
pendante arrête
la mesure!

Las siguientes
mediciones son
factibles sólo
sobre objetos
exentos de
tensión.
La tensión ajena
bloquea la medi-
ción!

Le seguenti
misure sono
possibili soltanto
se l'oggetto da
misura è privo di
tensione.
Le tensioni
esterne impedis-
cono la misura!

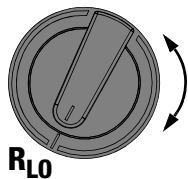
De volgende
metingen zijn
alleen aan
spanningsloze
meetobjecten
mogelijk.
Stoorspanning
blokkeert de
meting!

Následující
měření se
provádějí v
zařízeních bez
napětí.
Cizí napětí
blokuje start
měření!

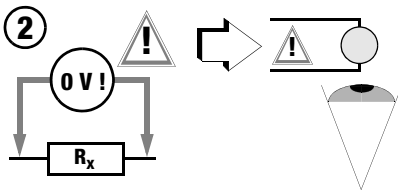
R_{ISO}/R_{INS}

R_{LO}

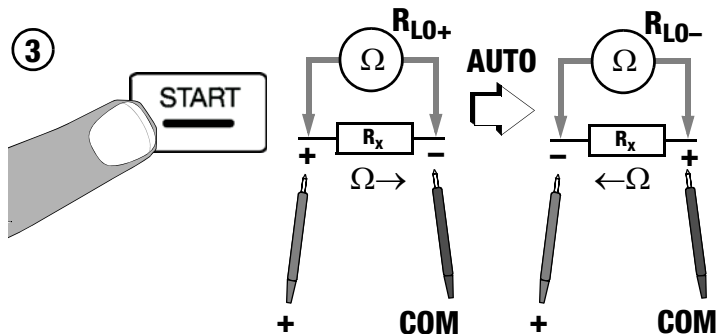
①



②

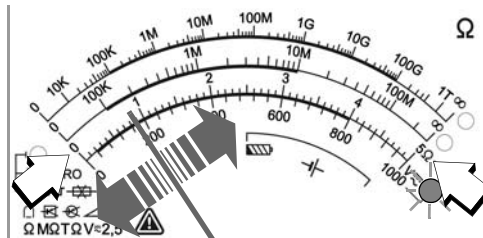


③

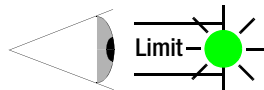
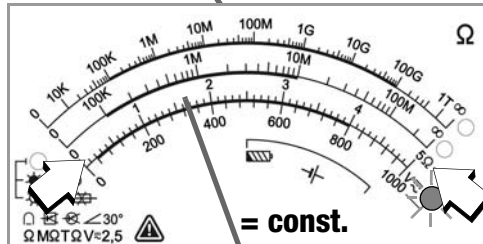


④

R_{LO+}
 R_{LO-}



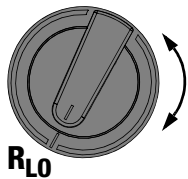
R_{LO}



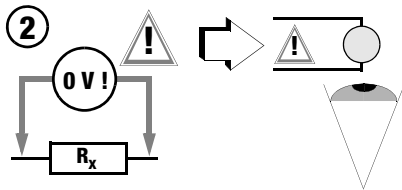
< Limit R_{LO} = OK ✓
= grün/green/vert/verde/groen/zelená

R_{LO} manuell**manual****manuel****manual****manuale****manuele****ručně**

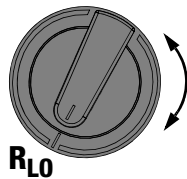
①



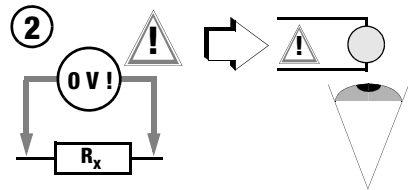
②



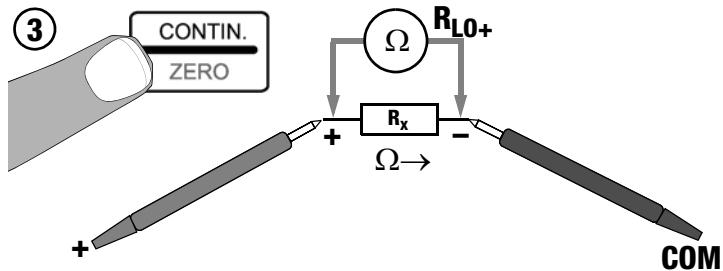
①



②

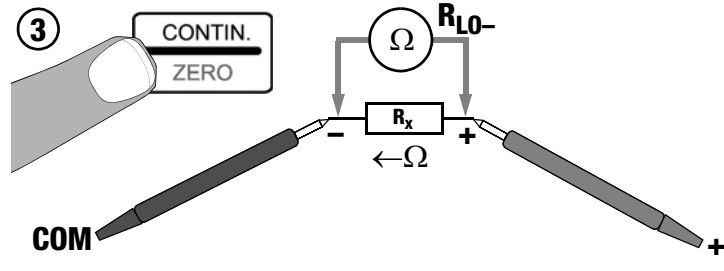


③



$$R_{LO} = R_{LO+} @ R_{LO+} > R_{LO-}$$

③



$$R_{LO} = R_{LO-} @ R_{LO-} > R_{LO+}$$

D

- 1 Ausschalten
- 2 Batterien/
Akkus
- 3 Sicherungen

GB

- Switching off
- (Rechargeable)
batteries
- Fuses

F

- Désactivation
- Piles
- (rechargeables)
- Fusibles

E

- Apagar
- Baterías
- Fusibles

I

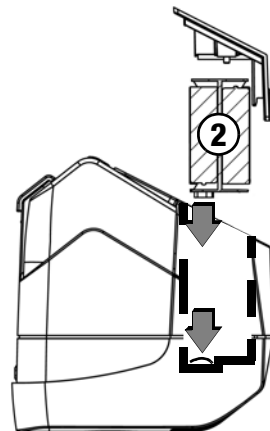
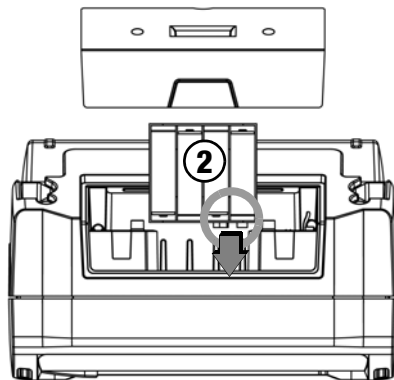
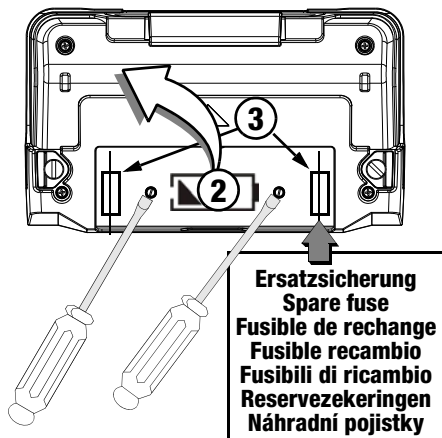
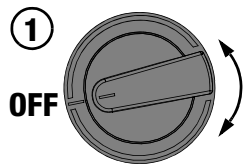
- Spegnere
- Batterie
- Fusibili

NL



- Uitschakelen
- (Oplaadbare)
- batterijen
- Zekeringen


CZ

- Vypnout
- baterie/
akumulátory
- Pojistky



DGedruckt in Deutschland
Änderungen vorbehalten**GB**Printed in Germany
Subject to change
without notice**F**Imprimé en Allemagne
Sous réserve de
modifications**E**Impreso en Alemania
Reservados todos los
derechos**I**Stampato in Germania
Con riserva di variazioni**NL**Gedruckt in Duitsland
Wijzigingen voorbehouden**CZ**Tištěno v
Německu

	METRISO	PRO
		(M550R)
R_{ISO} / R_{INS}	U = 50, 100, 250, 500, 1000 V: 100 k Ω ... 100 G Ω	✓
	100 k Ω ... 10 M Ω (VDE 413)	
R_{LO}	0,17 ... 4 Ω	✓
U	10 ... 1000 V	✓

Limit 	METRISO	PRO
		(M550R)
Limit R_{ISO} / R_{INS}	50 k Ω @ $U_{ISO}/U_{INS} = 50$ V	✓
	100 k Ω @ $U_{ISO}/U_{INS} = 100$ V	✓
	500 k Ω @ $U_{ISO}/U_{INS} = 250$ V	✓
	1 M Ω @ $U_{ISO}/U_{INS} = 500$ V	✓
	1 M Ω @ $U_{ISO}/U_{INS} = 1000$ V	✓
Limit R_{LO}	2 Ω	✓

 **GOSSEN METRAWATT**GMC-I Messtechnik GmbH
Südwestpark 15
90449 Nürnberg • GermanyTelefon +49 911 8602-111
Telefax +49 911 8602-777
E-Mail info@gossenmetrawatt.com
www.gossenmetrawatt.com